



CTX50 Mini Skid Steer

Sales Presentation

For Dealer Use Only



Specifications

Engine:	25 hp (18.6 kW) Kohler Command Pro EFI
Fuel type:	Gasoline
Length with standard bucket:	95" (241.3 cm)
Length without standard bucket:	75" (190.5 cm)
Width with standard bucket:	42" (106.7 cm)
Width without standard bucket:	35.5" (90.2 cm)
Height:	54.5" (138.4 cm)
Height to hinge pin:	72" (182.9 cm)
Weight with standard bucket:	2245 lb (1018.3 kg)
Weight with no bucket:	2100 lb (952.5 kg)
Ground clearance:	6" (15.2 cm)
Maximum angle of inclination (degrees):	25 degrees
Rated operating capacity (ISO):	600 lb (272.2 kg)
Tipping capacity:	1715 lb (777.9 kg)
Speed (maximum forward):	3.5 mph (5.6 kph)



Features

- Engine
- Vertical lift arms
- Universal mounting plate
- Convenient service accessibility



Engine

- 25 hp (18.6 kW) Kohler Command Pro EFI ECH740
- Common to other Vermeer rental machines
- Benefits of EFI (Electronic Fuel Injected):
 - No choke or choke cables
 - Average 25% improved fuel economy *Estimated by Kohler Engines
 - No adjustments need to be made when operating in different elevations
- Gasoline



Vertical Lift Arms

- Allow for highest lift capacity in class
 - Rated Operating Capacity (ISO): 600lb (272.2 kg)
 - Tipping Capacity: 1715 lb (777.9 kg)
- Warranty on frame and loader arms is 3 years or 3,000 hours
- Access to engine without the need to raise loader arms
- Extensive cycle testing to the same criteria as prior arm designs with no bending or deflection on arms



Universal Mounting Plate

- Compatible with current fleet of Vermeer-approved attachments
- Along with the quick hydraulic connects, the universal mounting plate makes onsite attachment change out quicker and easier



Serviceability

- Access to engine and important components found near the upper and rear portion of the machine
- Hydraulic oil sight glass located on the front end of the machine

Oil cooler



Pump stack

Fuel filter

Air filter

Hour meter

Fuse box



Lubrication chart



Tracks

- Hydrogear piston track motors
- Large rear idler – tracks are not bent as tight around idler
- Camoplast XAP series tracks
- 500 hour durability test
- Shallower tread for reduced turf disturbance





Controls

Pilot-operated
ground drive
control

Auxiliary
control

Loader arm
control

Park brake



Indicator lights



Control Panel Features

- Pilot-operated ground drive gives the user added feathering and fine tuning capabilities due to instant hydraulic oil being fed through the controller
- Single joystick allows user to control the machine's propel and steering functions with his or her left hand
- Auxiliary control handle is positioned to allow operator to keep right hand near loader arm control



S450TX (gas) Comparison

	CTX50	S450TX
Weight (without bucket):	2100lb (952.5 kg)	2120lb (961.6 kg)
Length (without bucket):	75" (190.5 cm)	75.4" (191.5 cm)
Width (without bucket):	35.5" (90.2 cm)	35.8" (90.9 cm) (narrow)
Height:	54.5" (138.4 cm)	53.4" (135.6 cm)
Height to hinge pin:	72" (182.9 cm)	71.9" (182.6 cm)
Ground clearance:	6" (15.2 cm)	6.5" (16.5 cm)
Engine:	25 hp Kohler Command PRO EFI	25 hp Kohler Command PRO EFI
Rated operating capacity (ISO):	600 lb (272.2 kg)	500 lb (226.8 kg)
Tipping capacity (with 175 lb (79.4 kg) operator)	1715 lb (777.9 kg)	1430 lb (648.6 kg)
Speed (maximum forward):	3.5 mph (5.6 kph)	3.5 mph (5.6 kph)

Ride-On Platform Operator Presence System

- Dedicated, spring-cushioned ride-on platform
- Chariot style platform gives operator visibility to attachment plate and attachment
- Integrated operator presence system-if operator steps off machine, disables ground drive and attachment controls
- The operator must apply the park brake by actuating the orange handled lever when stepping off the platform



Vermeer®



**EQUIPPED TO
DO MORE.™**

Vermeer Corporation reserves the right to make changes in engineering, design and specifications; add improvements; or discontinue manufacturing at any time without notice or obligation.

Equipment shown is for illustrative purposes only and may display optional accessories or components.

Vermeer, the Vermeer logo and Equipped to Do More are trademarks of Vermeer Manufacturing Company in the U.S. and/or other countries. Kohler and Command Pro are trademarks of Kohler Co. Camoplast is a trademark of Camoplast Solideal Inc. Toro and Dingo are trademarks of The Toro Company.

© 2014 Vermeer Corporation. All Rights Reserved.